


Lavender Boho
Even Count Peyote
Danielle Wickes Jewelry 2020





This Pattern was designed featuring size 10 Miyuki delicas. The beaded portion measures 6" when using those beads. The pattern will work great with other beads, colors, and sizes. Experiment and try your ideas!

Build this section of the pattern first. Then, to attach an e-hook clasp, please see the illustration instructions on pages 7 and 8.

- Chart #:A
 DBM-875
 Count:392
- Chart #:B
 DBM-874
 Count:25
- Chart #:C
 DBM-310
 Count:291
- Chart #:D
 DBM-254
 Count:44
- Chart #:E
 DBM-878
 Count:38

- Chart #:F
 DBM-883
 Count:52
- Chart #:G
 DBM-872
 Count:22




Row 1&2 (L) (12)A
Row 3 (R) (6)A
Row 4 (L) (6)A
Row 5 (R) (6)A
Row 6 (L) (6)A
Row 7 (R) (6)A
Row 8 (L) (6)A
Row 9 (R) (3)A, (1)B, (2)A
Row 10 (L) (2)A, (2)B, (2)A
Row 11 (R) (3)A, (1)B, (2)A
Row 12 (L) (6)A
Row 13 (R) (1)A, (1)B, (3)A, (1)B
Row 14 (L) (2)B, (2)A, (2)B
Row 15 (R) (1)A, (1)B, (3)A, (1)B
Row 16 (L) (6)A
Row 17 (R) (2)A, (1)C, (1)A, (1)C, (1)A
Row 18 (L) (2)A, (2)C, (2)A
Row 19 (R) (2)A, (3)C, (1)A
Row 20 (L) (2)A, (2)C, (2)A
Row 21 (R) (2)A, (3)C, (1)A
Row 22 (L) (2)A, (2)C, (2)A
Row 23 (R) (2)A, (3)C, (1)A
Row 24 (L) (2)A, (2)C, (2)A
Row 25 (R) (2)A, (3)C, (1)A
Row 26 (L) (1)C, (1)A, (2)C, (1)A, (1)C
Row 27 (R) (1)A, (5)C
Row 28 (L) (6)C
Row 29 (R) (1)A, (5)C
Row 30 (L) (6)C
Row 31 (R) (1)A, (5)C
Row 32 (L) (6)C
Row 33 (R) (1)A, (2)C, (1)D, (2)C
Row 34 (L) (2)C, (2)D, (2)C
Row 35 (R) (1)A, (1)C, (1)D, (1)E, (1)D, (1)C
Row 36 (L) (1)C, (1)D, (2)E, (1)D, (1)C
Row 37 (R) (1)A, (1)D, (1)E, (1)A, (1)E, (1)D
Row 38 (L) (1)D, (1)E, (2)A, (1)E, (1)D
Row 39 (R) (1)A, (1)E, (1)A, (1)F, (1)A, (1)E

Row 40 (L) (1)E, (1)A, (2)F, (1)A, (1)E
Row 41 (R) (2)A, (1)F, (1)C, (1)F, (1)A
Row 42 (L) (1)A, (1)F, (2)C, (1)F, (1)A
Row 43 (R) (1)A, (1)F, (3)C, (1)F
Row 44 (L) (1)F, (4)C, (1)F
Row 45 (R) (1)A, (2)C, (1)A, (2)C
Row 46 (L) (2)C, (2)A, (2)C
Row 47 (R) (1)A, (1)C, (3)A, (1)C
Row 48 (L) (1)C, (4)A, (1)C
Row 49 (R) (2)A, (1)C, (1)A, (1)C, (1)A
Row 50 (L) (2)A, (2)C, (2)A
Row 51 (R) (2)A, (3)C, (1)A
Row 52 (L) (2)A, (2)C, (2)A
Row 53 (R) (2)A, (3)C, (1)A
Row 54 (L) (2)A, (2)C, (2)A
Row 55 (R) (2)A, (3)C, (1)A
Row 56 (L) (1)C, (1)A, (2)C, (1)A, (1)C
Row 57 (R) (1)A, (5)C
Row 58 (L) (6)C
Row 59 (R) (1)A, (5)C
Row 60 (L) (6)C
Row 61 (R) (1)A, (2)C, (1)F, (2)C
Row 62 (L) (2)C, (2)F, (2)C
Row 63 (R) (1)A, (1)C, (1)F, (1)G, (1)F, (1)C
Row 64 (L) (1)C, (1)F, (2)G, (1)F, (1)C
Row 65 (R) (1)A, (1)F, (1)G, (1)D, (1)G, (1)F
Row 66 (L) (1)F, (1)G, (2)D, (1)G, (1)F
Row 67 (R) (1)A, (1)G, (1)D, (1)A, (1)D, (1)G
Row 68 (L) (1)G, (1)D, (2)A, (1)D, (1)G
Row 69 (R) (1)A, (1)D, (1)A, (1)E, (1)A, (1)D
Row 70 (L) (1)D, (1)A, (2)E, (1)A, (1)D
Row 71 (R) (2)A, (1)E, (1)F, (1)E, (1)A
Row 72 (L) (1)A, (1)E, (2)F, (1)E, (1)A
Row 73 (R) (1)A, (1)E, (1)F, (1)B, (1)F, (1)E
Row 74 (L) (1)A, (1)E, (2)F, (1)E, (1)A
Row 75 (R) (2)A, (1)E, (1)F, (1)E, (1)A
Row 76 (L) (1)D, (1)A, (2)E, (1)A, (1)D
Row 77 (R) (1)A, (1)D, (1)A, (1)E, (1)A, (1)D








Row 78 (L) (1)G, (1)D, (2)A, (1)D, (1)G
Row 79 (R) (1)A, (1)G, (1)D, (1)A, (1)D, (1)G
Row 80 (L) (1)F, (1)G, (2)D, (1)G, (1)F
Row 81 (R) (1)A, (1)F, (1)G, (1)D, (1)G, (1)F
Row 82 (L) (1)C, (1)F, (2)G, (1)F, (1)C
Row 83 (R) (1)A, (1)C, (1)F, (1)G, (1)F, (1)C
Row 84 (L) (2)C, (2)F, (2)C
Row 85 (R) (1)A, (2)C, (1)F, (2)C
Row 86 (L) (6)C
Row 87 (R) (1)A, (5)C
Row 88 (L) (1)C, (1)A, (2)C, (1)A, (1)C
Row 89 (R) (2)A, (3)C, (1)A
Row 90 (L) (2)A, (2)C, (2)A
Row 91 (R) (2)A, (3)C, (1)A
Row 92 (L) (2)A, (2)C, (2)A
Row 93 (R) (2)A, (3)C, (1)A
Row 94 (L) (2)A, (2)C, (2)A
Row 95 (R) (2)A, (1)C, (1)A, (1)C, (1)A
Row 96 (L) (1)C, (4)A, (1)C
Row 97 (R) (1)A, (1)C, (3)A, (1)C
Row 98 (L) (2)C, (2)A, (2)C
Row 99 (R) (1)A, (2)C, (1)A, (2)C
Row 100 (L) (1)F, (4)C, (1)F
Row 101 (R) (1)A, (1)F, (3)C, (1)F
Row 102 (L) (1)A, (1)F, (2)C, (1)F, (1)A
Row 103 (R) (2)A, (1)F, (1)C, (1)F, (1)A
Row 104 (L) (1)E, (1)A, (2)F, (1)A, (1)E
Row 105 (R) (1)A, (1)E, (1)A, (1)F, (1)A, (1)E
Row 106 (L) (1)D, (1)E, (2)A, (1)E, (1)D
Row 107 (R) (1)A, (1)D, (1)E, (1)A, (1)E, (1)D
Row 108 (L) (1)C, (1)D, (2)E, (1)D, (1)C
Row 109 (R) (1)A, (1)C, (1)D, (1)E, (1)D, (1)C
Row 110 (L) (2)C, (2)D, (2)C
Row 111 (R) (1)A, (2)C, (1)D, (2)C
Row 112 (L) (6)C
Row 113 (R) (1)A, (5)C
Row 114 (L) (6)C
Row 115 (R) (1)A, (5)C

Row 116 (L) (6)C
Row 117 (R) (1)A, (5)C
Row 118 (L) (6)C
Row 119 (R) (1)A, (5)C
Row 120 (L) (1)C, (1)A, (2)C, (1)A, (1)C
Row 121 (R) (2)A, (3)C, (1)A
Row 122 (L) (2)A, (2)C, (2)A
Row 123 (R) (2)A, (3)C, (1)A
Row 124 (L) (2)A, (2)C, (2)A
Row 125 (R) (2)A, (3)C, (1)A
Row 126 (L) (2)A, (2)C, (2)A
Row 127 (R) (2)A, (1)C, (1)A, (1)C, (1)A
Row 128 (L) (6)A
Row 129 (R) (1)A, (1)B, (3)A, (1)B
Row 130 (L) (2)B, (2)A, (2)B
Row 131 (R) (1)A, (1)B, (3)A, (1)B
Row 132 (L) (6)A
Row 133 (R) (3)A, (1)B, (2)A
Row 134 (L) (2)A, (2)B, (2)A
Row 135 (R) (3)A, (1)B, (2)A
Row 136 (L) (6)A
Row 137 (R) (6)A
Row 138 (L) (6)A
Row 139 (R) (6)A
Row 140 (L) (6)A
Row 141 (R) (6)A
Row 142 (L) (6)A
Row 143 (R) (6)A
Row 144 (L) (6)A

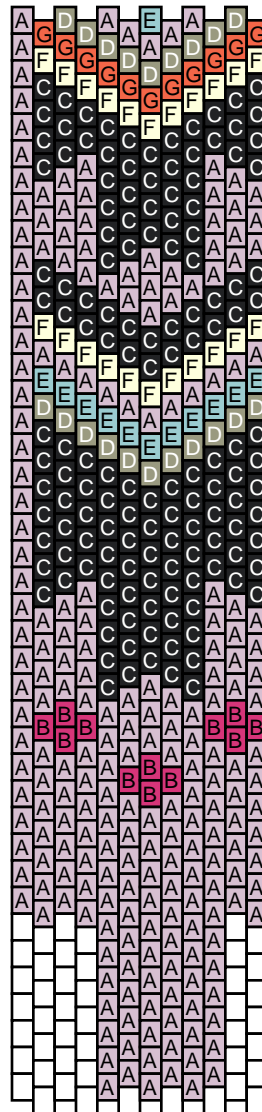

Lavender Boho
Even Count Peyote
Danielle Wickes Jewelry 2020



This illustration shows the tab attachments for the e-hook clasp. You'll need to weave around to exit the next bead in from the one your thread is exiting to start, then turn before the ending, this is called decrease peyote. The dimensions shown will fit the e-hook. See video for details.

- | | | | | |
|---|---|---|---|---|
|  Chart #:A |  Chart #:B |  Chart #:C |  Chart #:D |  Chart #:E |
| DBM-875 | DBM-874 | DBM-310 | DBM-254 | DBM-878 |
| Count:494 | Count:25 | Count:291 | Count:44 | Count:38 |
-
- | | |
|---|---|
|  Chart #:F |  Chart #:G |
| DBM-883 | DBM-872 |
| Count:52 | Count:22 |

This is the side the e-hook will hook into.










E-Hook Attaches to this end

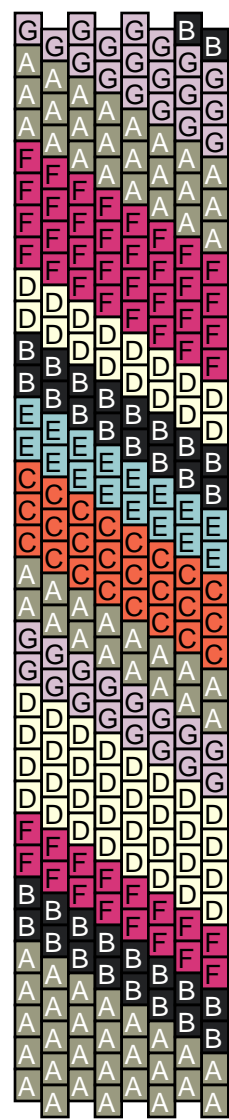
Lavender Boho Extra!
Even Count Peyote
A stackable companion to Lavender Boho Cuff
Danielle Wickes Jewelry 2020



This Pattern was designed featuring size 10 Miyuki delicas. The beaded portion measures 6" when using those beads. The pattern will work great with other beads, colors, and sizes. Experiment and try your ideas!

Build this section of the pattern first. Then, to attach an e-hook clasp, please see the illustration instructions on pages 15 and 16.

- | | | | | |
|---|---|---|---|---|
|  Chart #:A |  Chart #:B |  Chart #:C |  Chart #:D |  Chart #:E |
| DBM-254 | DBM-310 | DBM-872 | DBM-883 | DBM-878 |
| Count:120 | Count:80 | Count:48 | Count:112 | Count:64 |
-
- | | |
|---|---|
|  Chart #:F |  Chart #:G |
| DBM-874 | DBM-875 |
| Count:96 | Count:56 |



Row 1&2 (L) (8)A
Row 3 (R) (4)A
Row 4 (L) (4)A
Row 5 (R) (1)B, (3)A
Row 6 (L) (3)A, (1)B
Row 7 (R) (2)B, (2)A
Row 8 (L) (2)A, (2)B
Row 9 (R) (1)C, (2)B, (1)A
Row 10 (L) (1)A, (2)B, (1)C
Row 11 (R) (2)C, (2)B
Row 12 (L) (2)B, (2)C
Row 13 (R) (3)C, (1)B
Row 14 (L) (1)B, (3)C
Row 15 (R) (1)D, (3)C
Row 16 (L) (3)C, (1)D
Row 17 (R) (2)D, (2)C
Row 18 (L) (2)C, (2)D
Row 19 (R) (3)D, (1)C
Row 20 (L) (1)C, (3)D
Row 21 (R) (1)E, (3)D
Row 22 (L) (3)D, (1)E
Row 23 (R) (2)E, (2)D
Row 24 (L) (2)D, (2)E
Row 25 (R) (1)F, (2)E, (1)D
Row 26 (L) (1)D, (2)E, (1)F
Row 27 (R) (2)F, (2)E
Row 28 (L) (2)E, (2)F
Row 29 (R) (3)F, (1)E
Row 30 (L) (1)E, (3)F
Row 31 (R) (4)F
Row 32 (L) (4)F
Row 33 (R) (1)G, (3)F
Row 34 (L) (3)F, (1)G
Row 35 (R) (2)G, (2)F
Row 36 (L) (2)F, (2)G
Row 37 (R) (1)D, (2)G, (1)F
Row 38 (L) (1)F, (2)G, (1)D
Row 39 (R) (2)D, (2)G

Row 40 (L) (2)G, (2)D
Row 41 (R) (3)D, (1)G
Row 42 (L) (1)G, (3)D
Row 43 (R) (1)B, (3)D
Row 44 (L) (3)D, (1)B
Row 45 (R) (2)B, (2)D
Row 46 (L) (2)D, (2)B
Row 47 (R) (1)A, (2)B, (1)D
Row 48 (L) (1)D, (2)B, (1)A
Row 49 (R) (2)A, (2)B
Row 50 (L) (2)B, (2)A
Row 51 (R) (3)A, (1)B
Row 52 (L) (1)B, (3)A
Row 53 (R) (1)E, (3)A
Row 54 (L) (3)A, (1)E
Row 55 (R) (2)E, (2)A
Row 56 (L) (2)A, (2)E
Row 57 (R) (3)E, (1)A
Row 58 (L) (1)A, (3)E
Row 59 (R) (4)E
Row 60 (L) (4)E
Row 61 (R) (1)F, (3)E
Row 62 (L) (3)E, (1)F
Row 63 (R) (2)F, (2)E
Row 64 (L) (2)E, (2)F
Row 65 (R) (1)D, (2)F, (1)E
Row 66 (L) (1)E, (2)F, (1)D
Row 67 (R) (2)D, (2)F
Row 68 (L) (2)F, (2)D
Row 69 (R) (1)B, (2)D, (1)F
Row 70 (L) (1)F, (2)D, (1)B
Row 71 (R) (2)B, (2)D
Row 72 (L) (2)D, (2)B
Row 73 (R) (1)G, (2)B, (1)D
Row 74 (L) (1)D, (2)B, (1)G
Row 75 (R) (2)G, (2)B
Row 76 (L) (2)B, (2)G
Row 77 (R) (3)G, (1)B

Row 78 (L) (1)B, (3)G
Row 79 (R) (1)A, (3)G
Row 80 (L) (3)G, (1)A
Row 81 (R) (2)A, (2)G
Row 82 (L) (2)G, (2)A
Row 83 (R) (3)A, (1)G
Row 84 (L) (1)G, (3)A
Row 85 (R) (1)F, (3)A
Row 86 (L) (3)A, (1)F
Row 87 (R) (2)F, (2)A
Row 88 (L) (2)A, (2)F
Row 89 (R) (3)F, (1)A
Row 90 (L) (1)A, (3)F
Row 91 (R) (4)F
Row 92 (L) (4)F
Row 93 (R) (1)D, (3)F
Row 94 (L) (3)F, (1)D
Row 95 (R) (2)D, (2)F
Row 96 (L) (2)F, (2)D
Row 97 (R) (1)B, (2)D, (1)F
Row 98 (L) (1)F, (2)D, (1)B
Row 99 (R) (2)B, (2)D
Row 100 (L) (2)D, (2)B
Row 101 (R) (1)E, (2)B, (1)D
Row 102 (L) (1)D, (2)B, (1)E
Row 103 (R) (2)E, (2)B
Row 104 (L) (2)B, (2)E
Row 105 (R) (1)C, (2)E, (1)B
Row 106 (L) (1)B, (2)E, (1)C
Row 107 (R) (2)C, (2)E
Row 108 (L) (2)E, (2)C
Row 109 (R) (3)C, (1)E
Row 110 (L) (1)E, (3)C
Row 111 (R) (1)A, (3)C
Row 112 (L) (3)C, (1)A
Row 113 (R) (2)A, (2)C
Row 114 (L) (2)C, (2)A
Row 115 (R) (1)G, (2)A, (1)C

Row 116 (L) (1)C, (2)A, (1)G
Row 117 (R) (2)G, (2)A
Row 118 (L) (2)A, (2)G
Row 119 (R) (1)D, (2)G, (1)A
Row 120 (L) (1)A, (2)G, (1)D
Row 121 (R) (2)D, (2)G
Row 122 (L) (2)G, (2)D
Row 123 (R) (3)D, (1)G
Row 124 (L) (1)G, (3)D
Row 125 (R) (4)D
Row 126 (L) (4)D
Row 127 (R) (1)F, (3)D
Row 128 (L) (3)D, (1)F
Row 129 (R) (2)F, (2)D
Row 130 (L) (2)D, (2)F
Row 131 (R) (1)B, (2)F, (1)D
Row 132 (L) (1)D, (2)F, (1)B
Row 133 (R) (2)B, (2)F
Row 134 (L) (2)F, (2)B
Row 135 (R) (1)A, (2)B, (1)F
Row 136 (L) (1)F, (2)B, (1)A
Row 137 (R) (2)A, (2)B
Row 138 (L) (2)B, (2)A
Row 139 (R) (3)A, (1)B
Row 140 (L) (1)B, (3)A
Row 141 (R) (4)A
Row 142 (L) (4)A
Row 143 (R) (4)A
Row 144 (L) (4)A

Lavender Boho
Even Count Peyote
Danielle Wickes Jewelry 2020



This illustration shows the tab attachments for the e-hook clasp. You'll need to weave around to exit the next bead in from the one your thread is exiting to start, then turn before the ending, this is called decrease peyote. The dimensions shown will fit the small e-hook.

 Chart #:A	 Chart #:B	 Chart #:C	 Chart #:D	 Chart #:E
DBM-254	DBM-310	DBM-872	DBM-883	DBM-878
Count:189	Count:80	Count:48	Count:112	Count:64

 Chart #:F	 Chart #:G
DBM-874	DBM-875
Count:96	Count:56

