



Gemstone Blooms



Materials

6 - 6.5mm Round Gemstone Beads,
9 to 12 beads

Czech 2-Hole Twin Beads, 130 to 172

14.75mm Toggle Clasp (or any clasp)

6 x 4mm Oval Jump Rings, 2 rings

.006 Wildfire Thread or equivalent Beading Thread

Size 10 or 12 Hard Beading Needle

Scissors

Chain Nose Pliers

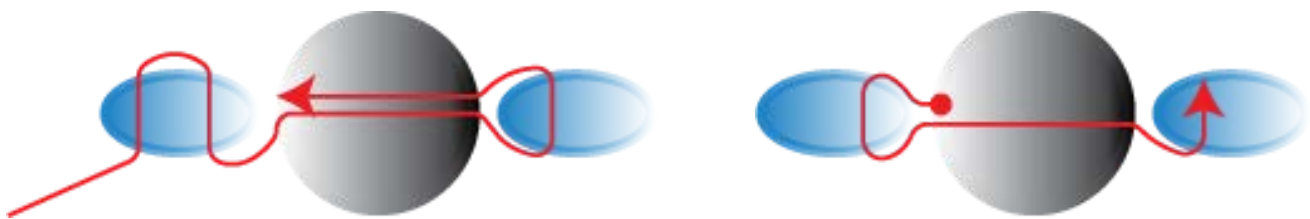


Sam's Bead Shop

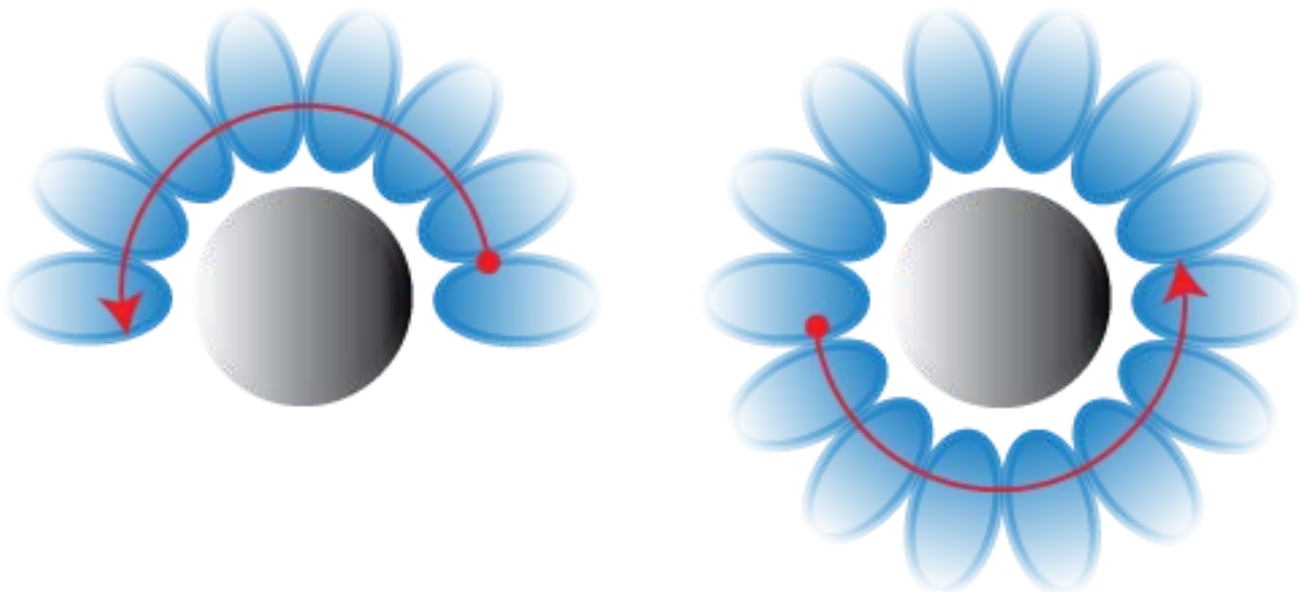
Materials available at Sam's Bead Shop. For details
on purchasing the items used in this design,
check out:
joinsamsbeadshop.com/post/GemstoneBlooms

Step 1

Cut 75 to 100 inches of beading thread. Thread a beading needle and fold over 7 inches at the needle end. Leaving a 10 to 15 inch tail, string (1)Twin bead. Go through the second hole on the bead. String (1)6.5mm Gemstone bead and another Twin Bead. Go back through the 6.5mm bead. Go back through the first Twin bead. Enter that bead from the opposite side of the exiting thread. Go back through the 6.5mm bead and continue through the Twin bead on that side.

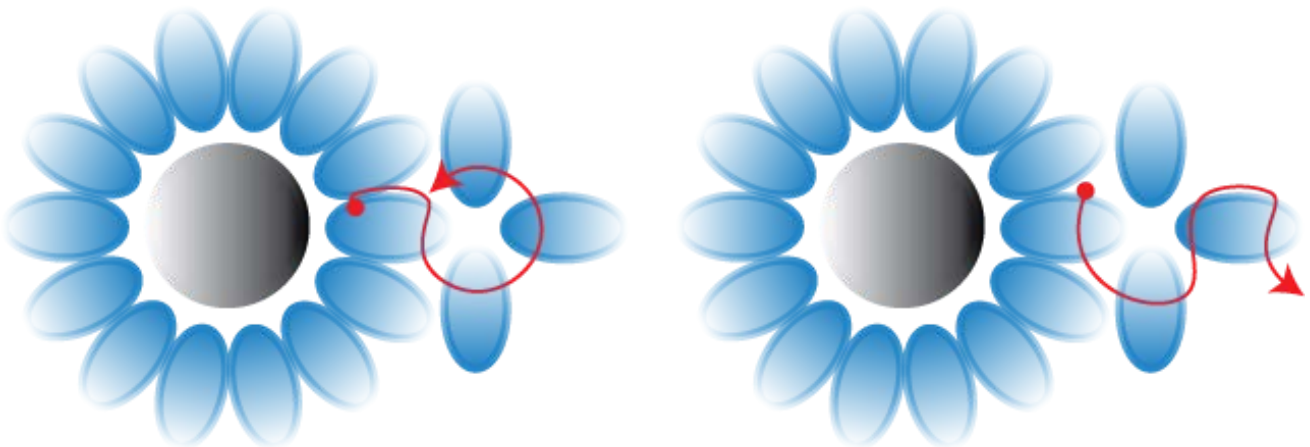


String (6)Twin. Go through the Twin on the other side, twice.



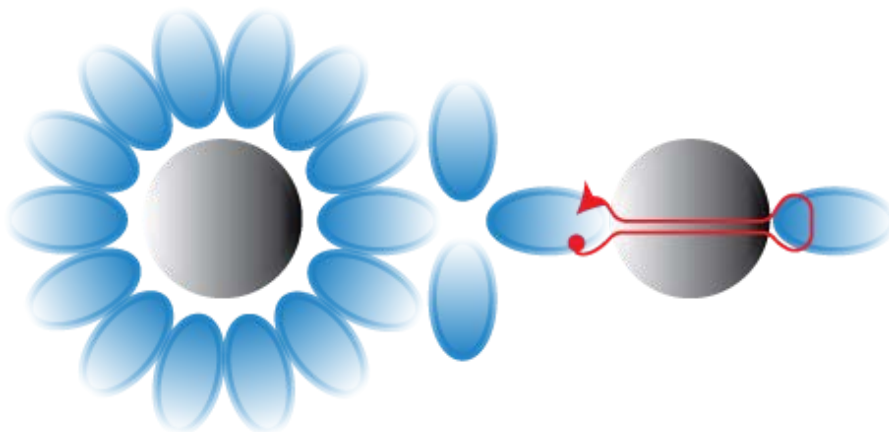
Step 2

Build a connecting segment. Go through the second hole on the Twin your thread is exiting. String (3)Twin. Go back through the Twin bead your thread is exiting, forming a circle. Reinforce this circle. Go through the next (2)Twin. Go through the second hole of the second Twin bead.

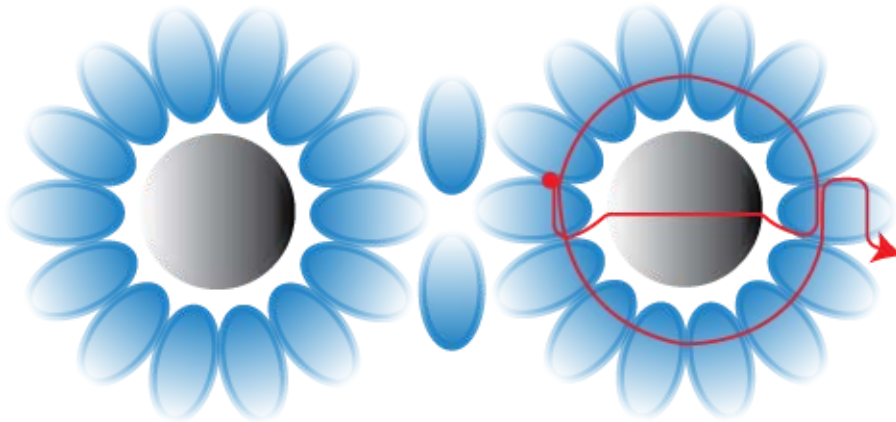


Step 3

Repeat Step 1 to create the next gemstone bloom.



Continue to repeat Step 1, creating the petals around the gemstone.



Step 4

Repeat (Step 2 and Step 1) seven more times, or to desired length, ending with a Step 1 bloom. 9 blooms is a beaded length of 6.25", before finishing and clasp. Each repeat of (Step 1, Step 2) equals just under 1 inch (.86", 21.8mm). Our closure adds 1.10 inches, 28.1mm. Your finished bracelet will be about 7.35" if using the same beads and toggle.

Step 5

Secure an oval jump ring to each piece of your toggle clasp. With your thread exiting from the last Twin, string (1)Twin. Tighten it against the former, then go through the top hole. Go through the jump ring and string a new Twin. Tighten it close to the jump ring, then go through its second hole. Continue through the first Twin bead. Reinforce twice. Weave in and Trim. Repeat for bar side.

