




Tila Bands

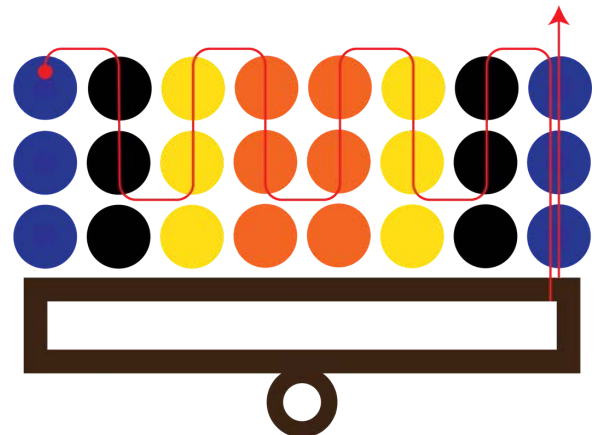
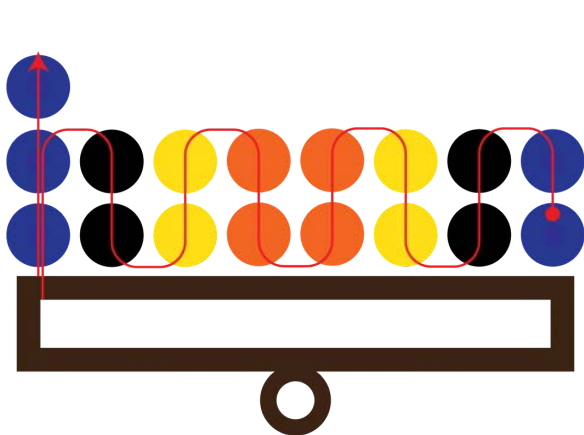


John Bead
ESTABLISHED 1954

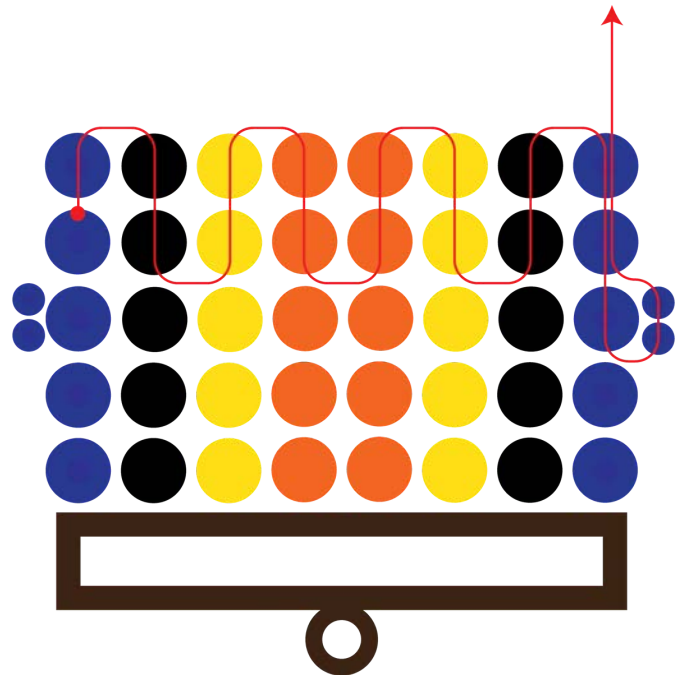
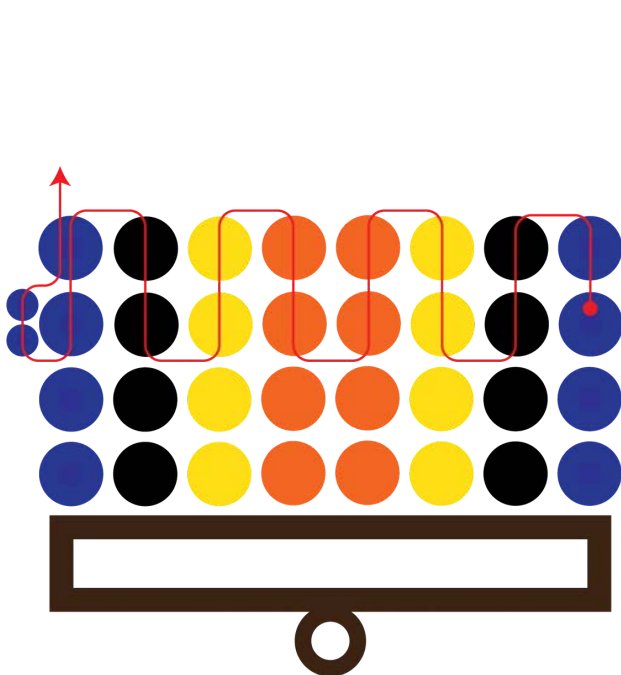



Brick stitch onto the end bar with size 8/0 seed beads eight beads across.

Create two rows of herringbone stitch without side embellishment, using the bar to turn your step ups.





Create two more rows of herringbone. Step up using a side embellishment of two size 11/0 seed beads. You can weave down one side to match the embellished step up rows.





Continue two more rows of embellished herringbone, repeating the steps above.

Create a row of Tila with embellished step up. Top that with a row of 8/0, weaving down for an embellished step up.



Create a total of three, embellished rows in between each Tila row. Work this pattern to desired length, then finish with seven rows of 8/0. Stitch the last row to the end bar.

